



ericsson.com/
mobility-report

Ericsson Mobility Report

This document is a scheduled update to the quarterly subscription and traffic data section in the Ericsson Mobility Report, released in June 2023.

To view or download a copy of the original report,
please visit: www.ericsson.com/mobility-report

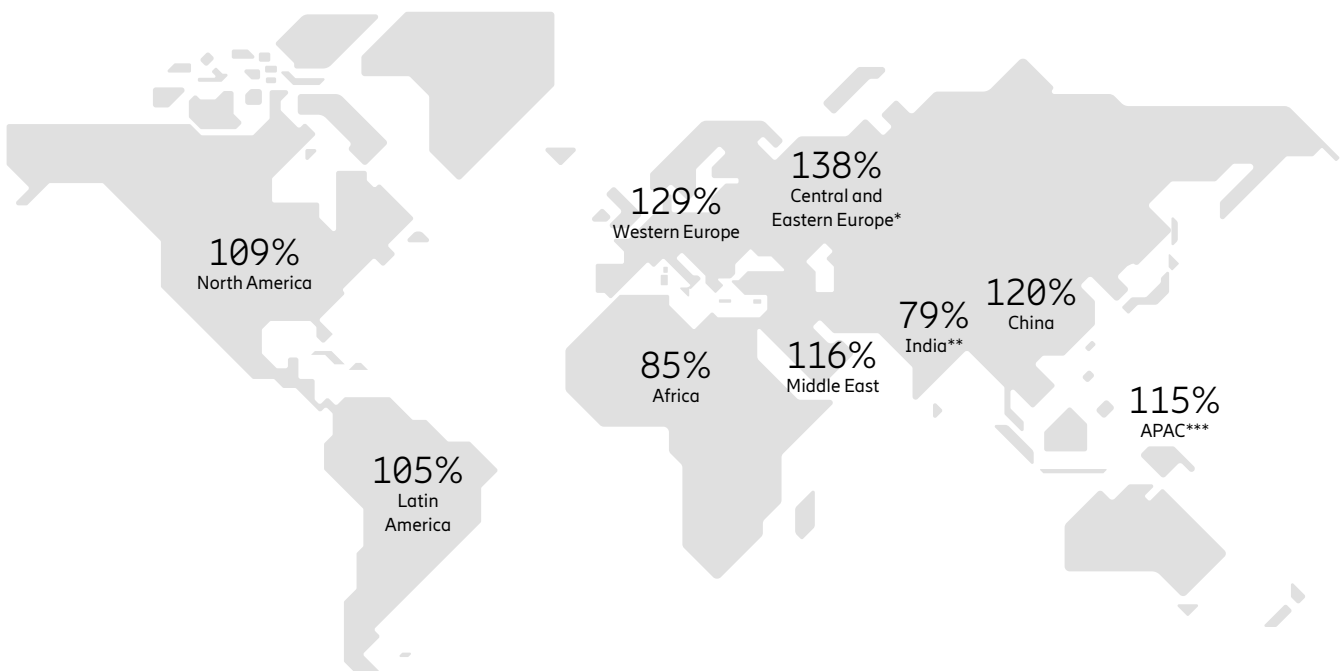
Q2 2023 Update

Mobile subscriptions Q2 2023

In Q2 2023, 5G reached close to 1.3 billion subscriptions globally.

- In Q2 2023, the number of mobile subscriptions totaled 8.3 billion, with a net addition of 40 million subscriptions during the quarter.
- India accounted for the most net additions during the quarter (+7 million), followed by China (+5 million) and the US (+3 million).
- Global mobile subscription penetration was 105 percent.
- The number of mobile broadband subscriptions grew by about 100 million in the quarter, totaling 7.4 billion, a year-on-year increase of 5 percent. Mobile broadband now accounts for 88 percent of all mobile subscriptions.
- 5G subscriptions¹ grew by 175 million during the quarter, lifting the total to close to 1.3 billion. Around 260 communications service providers have launched commercial 5G services and around 35 have deployed or launched 5G standalone (SA) networks.²
- 4G subscriptions increased by 11 million, totaling around 5.2 billion and representing 62 percent of all mobile subscriptions. WCDMA/HSPA subscriptions declined by 85 million and GSM/EDGE-only subscriptions dropped by 59 million during the quarter. Other technologies³ decreased by about 2 million.
- The number of unique mobile subscribers is 6.1 billion. The difference between the number of subscriptions and the number of subscribers is due to inactive subscriptions, multiple device ownership and/or the optimization of subscriptions for different types of calls.

Subscription penetration Q2 2023 (percent of population)



¹ A 5G subscription is a 5G service agreement and an associated 5G-capable device.

² GSA and Ericsson (August 2023).

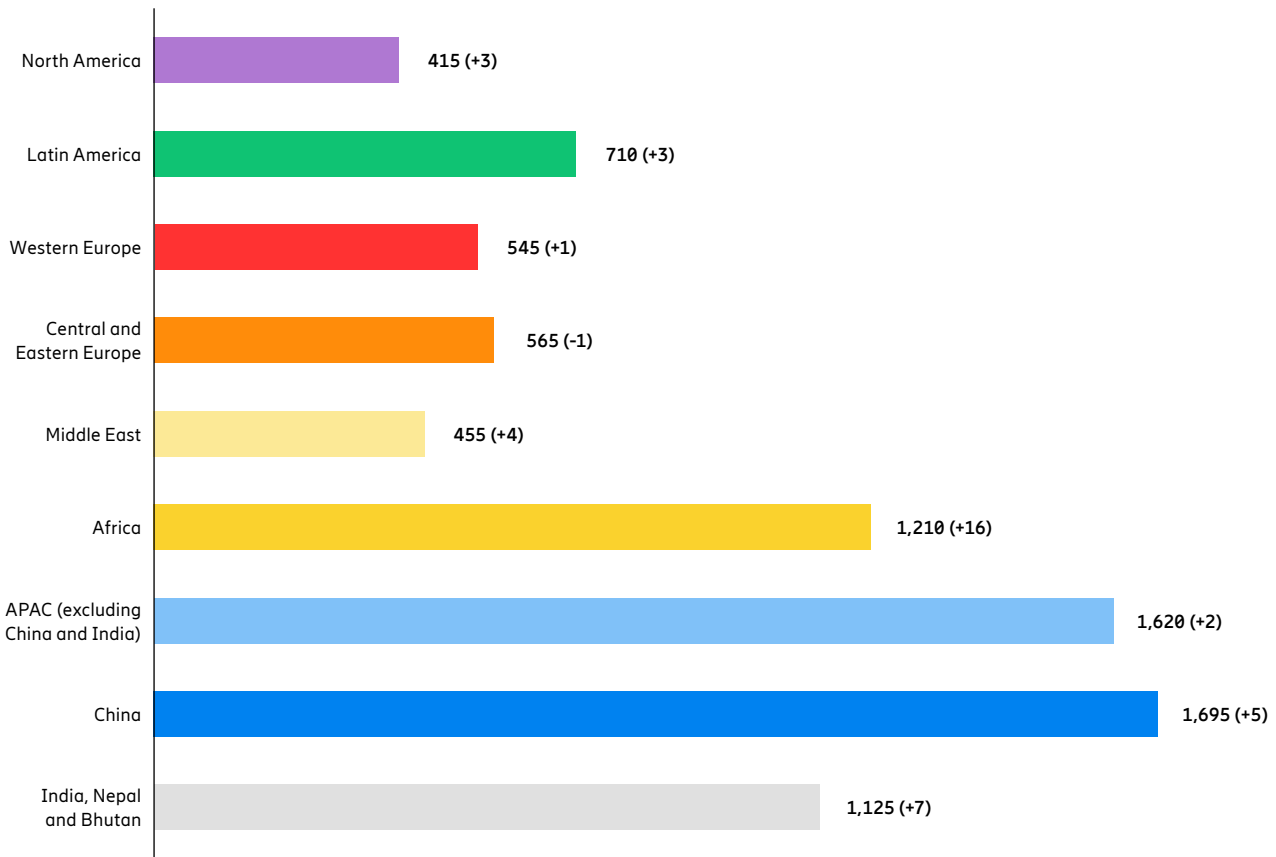
³ Mainly CDMA2000 EVDO, TD-SCDMA and Mobile WiMAX.

*Central and Eastern Europe region includes Russia.

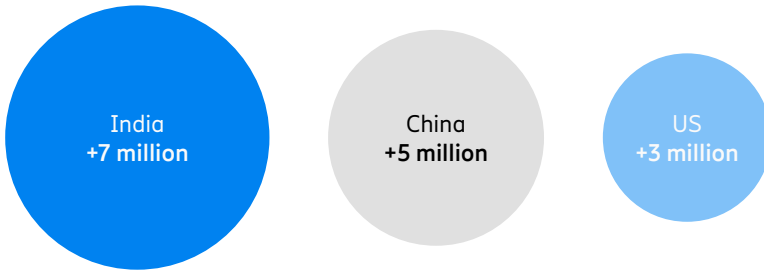
**India region includes India, Nepal and Bhutan.

***Excluding China and India.

Total⁴ and net additions for mobile subscriptions Q2 2023 (million)



Top three countries by net additions Q2 2023



There are now **8.3 billion** mobile subscriptions globally.

8.3bn

The number of 5G subscriptions is now close to **1.3 billion**.

1.3bn

Mobile broadband accounts for **88 percent** of all mobile subscriptions.

88%

⁴ Historical data is revised if the underlying data changes, for example if service providers report updated subscription figures.

Mobile network traffic Q2 2023

Mobile network data traffic grew 33 percent between Q2 2022 and Q2 2023, reaching 134 EB per month.

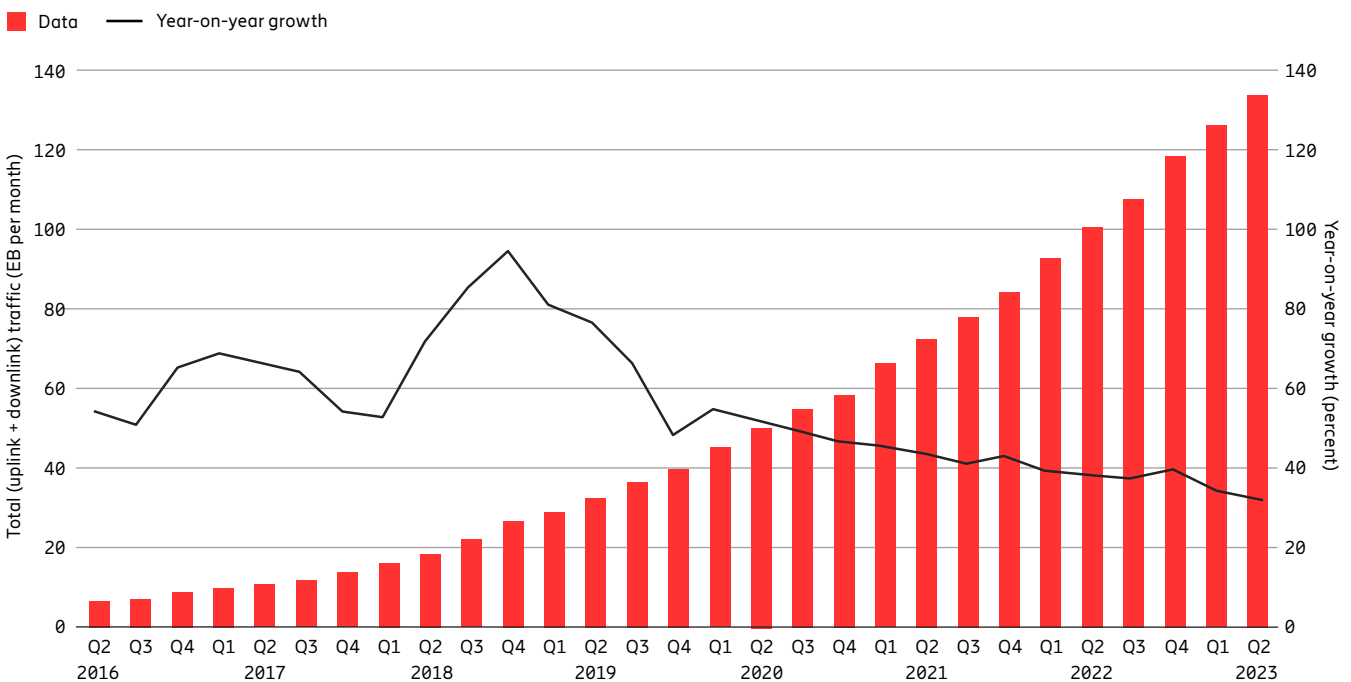
The quarter-on-quarter mobile network data traffic growth between Q1 2023 and Q2 2023 was around 6 percent.

Forecast traffic⁵ growth is driven by continued strong uptake of smartphone subscriptions and an increasing average data volume per subscription, fueled by data-intensive services such as video.

There are large differences in traffic levels between markets, regions and service providers.

The graph below shows the total global monthly network data traffic from Q2 2016 to Q2 2023, along with the year-on-year percentage growth for mobile network data traffic.

Global mobile network data traffic and year-on-year growth (EB per month)



Source: Ericsson traffic measurements (Q2 2023).

Note: Mobile network data traffic also includes traffic generated by Fixed Wireless Access (FWA) services.

⁵ Traffic does not include DVB-H, Wi-Fi or Mobile WiMAX. VoIP is included.