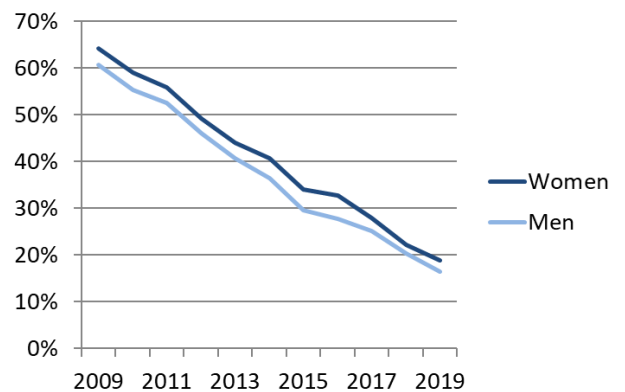
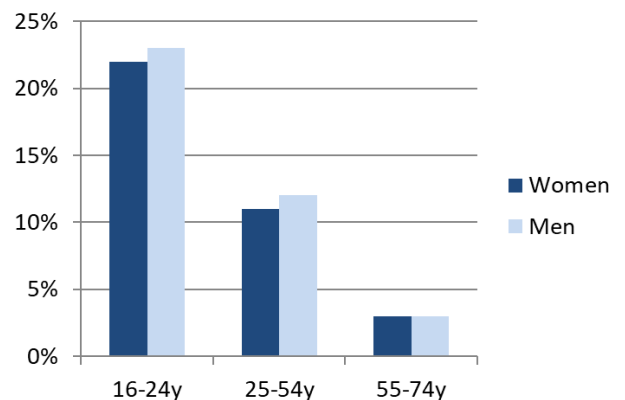


	Romania		EU	
	Women value	Men rank	Women value	Men value
1 Use of internet				
1.1 Internet users	70%	27	73%	84%
% individuals, 2019				
1.2 People who have never used the internet	19%	23	16%	10%
% individuals, 2019				
1.3 Online banking	10%	28	12%	65%
% internet users, 2019				
1.4 Doing an online course	5%	27	4%	11%
% internet users, 2019				
1.5 Online consultations or voting	4%	27	5%	12%
% internet users, 2019				
1.6 e-Government users	80%	10	84%	66%
% internet users submitting forms, 2019				
1 Use of internet	39	26	60	
Score (0-100)				
2 Internet user skills				
2.1 At least basic digital skills	29%	28	33%	56%
% individuals, 2019				
2.2 Above basic digital skills	10%	28	11%	31%
% individuals, 2019				
2.3 At least basic software skills	33%	27	38%	59%
% individuals, 2019				
2 Internet user skills	26	28	55	
Score (0-100)				
3 Specialist skills and employment				
3.1 STEM graduates	13.9	11	17.7	14.3
Per 1000 individuals aged 20-29, 2018				
3.2 ICT specialists	1.2%	19	3.0%	1.6%
% total employment, 2019				
3.3 Unadjusted gender pay gap	17%	16	18%	
% difference in pay, 2018				
3 Specialist skills and employment	46	14	48	
Score (0-100)				
Women in Digital Index				
Score (0-100)				
	36.7	27	54.5	

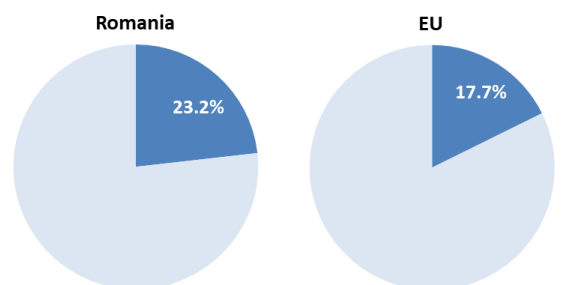
People who never used the internet (% of individuals)



Above basic digital skills by age and gender (% of individuals)



Female ICT specialists (% of total)



Notes:

*As the figures refer to 2019, the United Kingdom is still included in index and EU averages are calculated for 28 Member States

Unadjusted gender pay gap: EU average estimated based on Eurostat data.

Data source: Eurostat

For the definitions and the methodology please consult the Methodological note.